

PLOUGHS INFINITE

ADVANTAGES OF THE MACHINE

- Thanks to its reinforced frame, it delivers high performance even in the toughest soil conditions
- Working depth up to 40 cm with active soil mixing and incorporation of plant residues
- Low turning radius at the headland
- Simple operation with one hydraulic circuit
- Wide range of accessories including different types of Mouldboards, memory cylinder and more
- Simple maintenance and easy replacement of worn parts

APPLICATION

- Soil aeration and weed control without the need for herbicides
- Improving water infiltration into the soil
- Promote plant germination
- Control of pests in the ground and in the field



Type
Reversible
carrier plough



**Number
of furrows**
4, 5 and 6




**Protection
of the furrows**
with a screw,
or spring




Application
ploughing


MOULDBOARDS



CYLINDRICAL SOLID
LM35 - Working depth: up to 35 cm
From light to heavy clay soils



LM40 - Working depth: up to 40 cm
From light to heavy clay soils



HELICAL SOLID
KV09 - Working depth: up to 30 cm
From light to medium soils



KV28 - Working depth: up to 30 cm
Extended, suitable for all soils



CYLINDRICAL STRIP
PS40 - Working depth: up to 40 cm
From light to heavy clay soils

TECHNICAL DATA		4	4+1	5	5+1
Number of furrows	kg	4	4+1	5	5+1
Weight*	kg	1 323	1 540	1 620	1 740
Min. output	kW/HP	120/160	140/190	140/190	160/215
Performance	ha/h	1,4-1,9	1,7-2,4	1,7-2,4	2,1-2,8
Working width	cm	35, 41, 47		33, 38, 44, 48	
Frame	mm	140 x 140 x 10			
Interbody distance	mm	1000			
Under beam clearance		800 - 820			
Linkage type		cat. 3			
Tyre size		10.0/75-15.3			

* HMachine weight without accessories

WWW.SMSCZ.CZ

SMS CZ s. r. o. | U Saské brány 12, Rokycany, 337 01 | smscz@smscz.cz | +420 371 722 137

@smscz.machinery

@smscz_machinery



Funded by
the European Union